

Investigation Design and Perform

Step 1: Observing & Questioning

Place sticky notes of the same colour in the space below.

Place sticky notes of a new colour in the space below.

WHAT DID I OBSERVE?

(What do you notice about the object or event?
Use your senses to describe the object or event.)

WHAT AM I WONDERING?

(What questions or predictions do you have about
the object or event?)

How can the questions be answered?
(Question Sort)

LABELLED DIAGRAM:

Experiment Design and Perform

Step 2(a): What could I measure or observe about the object, or event?

Brainstorm (Place sticky notes of the same colour in the space below.)


Step 2(b): What could I change or vary about the object or event that may affect what I could measure or observe?

Brainstorm (Place sticky notes of a new colour in the space below.)

Level: 2

Experiment Design and Perform

Step 3(a): What will I change?

<p>ONE VARIABLE I WILL CHANGE:</p> <div style="border: 1px dashed black; height: 150px; padding: 10px;"> <p style="text-align: center; color: lightgray; font-size: 2em;">Independent Variable</p> </div> <p style="text-align: center;">(Place a sticky note from Step 2(b) here)</p>		<p>I WILL MEASURE OR OBSERVE THIS RESULT:</p> <div style="border: 1px solid gray; border-radius: 15px; height: 150px; padding: 10px;"> <p style="text-align: center; color: lightgray; font-size: 2em;">Dependent Variable</p> </div> <p style="text-align: center;">(Place a sticky note from Step 2(a) here)</p>
---	---	---

Step 3(b): What will I not change?

VARIABLES I WILL NOT CHANGE:




What conditions will be held constant so it is a fair test? Place remaining sticky notes from Step 2(b) here.

Controlled variable	Controlled variable	Controlled variable
Controlled variable	Controlled variable	Controlled variable

Level: 2

Experiment Design and Perform

Step 4: What is the question I want to explore?

IF I CHANGE   WHAT WILL HAPPEN TO 

COMPARED TO THE CONTROL?

Step 5: What is my hypothesis (what and why)?

BASED UPON MY QUESTION, I PREDICT THAT:

if the _____ is _____
Independent Variable How the independent variable will be changed
(e.g. increased or decreased, heated or cooled, stirred or not stirred...)

then the _____ will _____
Dependent Variable How the dependent variable will be affected
(e.g. increased or decreased, heated or cooled, stirred or not stirred...)

I think this will happen **because** _____

Results and Conclusions

Step 6: What is the result of my experiment?

Possible observations of water molecules

Step 7: What is my conclusion (what and why)?

Based upon my experiment I now know...

Lined writing area for conclusion

Level: 2

Investigation Design and Perform

Step 1: Observing & Questioning

Place sticky notes of the same colour in the space below.

WHAT DID I OBSERVE?
(What do you notice about the object or event?
Use your senses to describe the object or event.)

Place sticky notes of a new colour in the space below.

WHAT AM I WONDERING?
(What questions or predictions do you have about
the object or event?)


How can the questions be answered?
(Question Sort)

LABELLED DIAGRAM:

Experiment Design and Perform

Step 2(a): What could I measure or observe about the object, or event?

Brainstorm (Place sticky notes of the same colour in the space below.)



Step 2(b): What could I change or vary about the object or event that may affect what I could measure or observe?

Brainstorm (Place sticky notes of a new colour in the space below.)



Level: 2

Experiment Design and Perform

Step 3(a): What will I change?

<p>ONE VARIABLE I WILL CHANGE:</p> <div style="border: 2px dashed black; padding: 20px; min-height: 150px;"> <p style="text-align: center; color: lightgray; font-size: 2em;">Independent Variable</p> </div> <p style="text-align: center;">(Place a sticky note from Step 2(b) here)</p>	➔	<p>I WILL MEASURE OR OBSERVE THIS RESULT:</p> <div style="border: 2px solid gray; padding: 20px; min-height: 150px;"> <p style="text-align: center; color: lightgray; font-size: 2em;">Dependent Variable</p> </div> <p style="text-align: center;">(Place a sticky note from Step 2(a) here)</p>
---	---	--

Step 3(b): What will I not change?

VARIABLES I WILL NOT CHANGE:

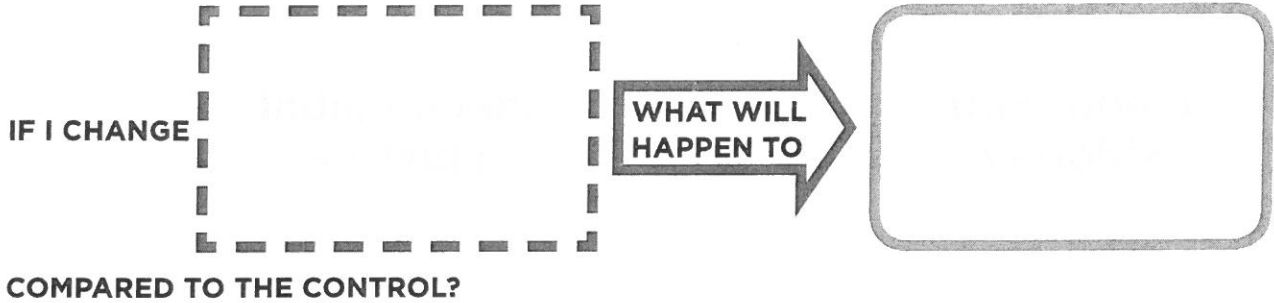
What conditions will be held constant so it is a fair test? Place remaining sticky notes from Step 2(b) here.

Controlled Variable	Controlled Variable	Controlled Variable
Controlled Variable	Controlled Variable	Controlled Variable

Level: 2

Experiment Design and Perform

Step 4: What is the question I want to explore?



Step 5: What is my hypothesis (what and why)?

BASED UPON MY QUESTION, I PREDICT THAT:

if the _____ is _____
Independent Variable How the independent variable will be changed
(e.g. increased or decreased, heated or cooled, stirred or not stirred...)

then the _____ will _____
Dependent Variable How the dependent variable will be affected
(e.g. increased or decreased, heated or cooled, stirred or not stirred...)

I think this will happen **because** _____

Results and Conclusions

Step 6: What is the result of my experiment?

Step 7: What is my conclusion (what and why)?

Based upon my experiment I now know...

Level: 2